



World Ceramic Tiles Forum – National Context

UAE



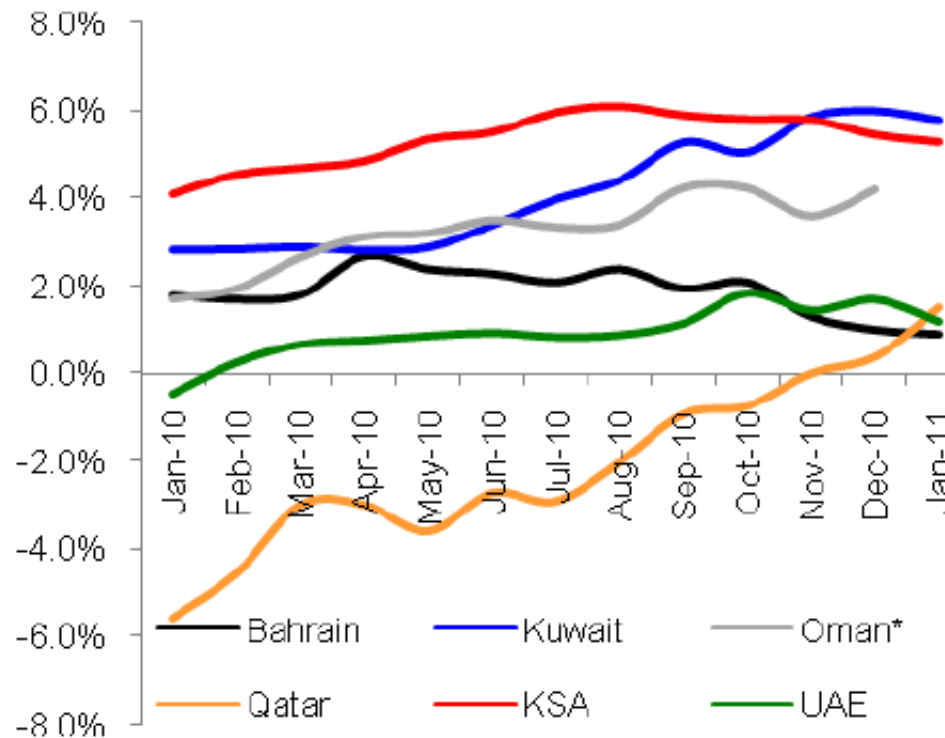
National Context – Name of the country

- I. General economic situation and trend in the construction sector/demand
- II. Trend in production, consumption and trade in ceramic tiles
- III. Latest developments at national level in energy supply regulation and taxation
- IV. Development in standardisation or regulation at national level affecting ceramic tiles
- V. Other national developments

I. General economic situation, trend in the construction sector/demand



Headline inflation in the GCC

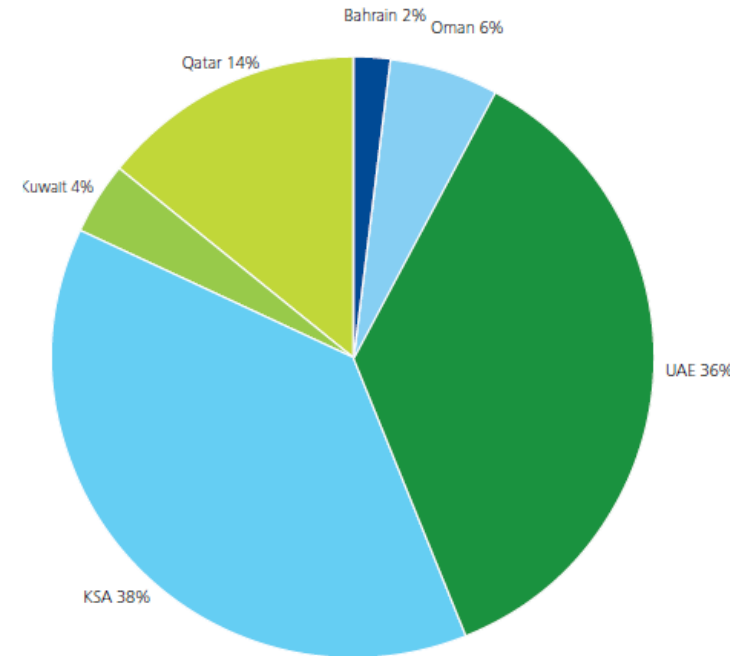


Source: National authorities, NCB estimates

I. General economic situation, trend in the construction sector/demand

Construction Demand

- *GCC to spend over **\$1.5 trillion** on infrastructure projects over the 10 years.
- *GCC to spend **12 times (per capita) more than US and 94 times more than India** in the next 10 years.
- ***In the UAE, government awards more than doubled to **\$58bn in 2010 from USD 26bn**.
- **Interior design contracting projects from 2009 to 2010 in the GCC was \$22 billion (Dh80 billion), **UAE alone is expected to be worth some \$14.6 billion in 2011**.
- ***There are **\$3.4bn of hospital schemes planned** or underway in the GCC.UAE, in particular Abu Dhabi, has the most hospital related projects in the pipeline, worth USD 5.3bn, or 40% of the GCC total.
- ****Abu Dhabi** is shining as one of the brightest stars in the Middle East's construction industry. **Over \$35.5 billion** award in Abu-Dhabi making that 66% of all projects awarded in the UAE in 2010.



***Value of construction industry by country

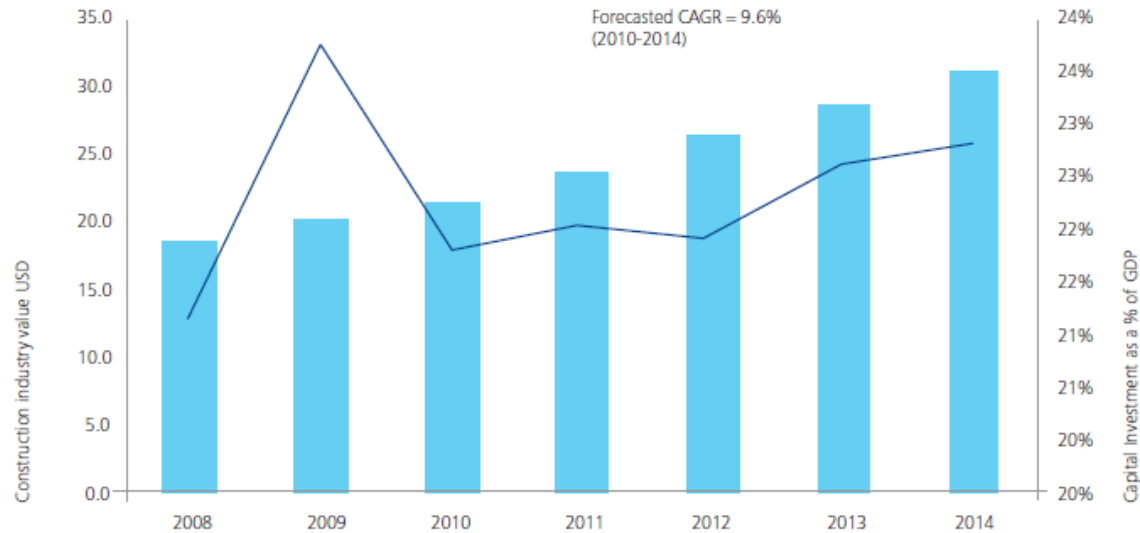
* Construction Week Oct 8-14 ,2010

** Khaleej Times dtd. 13/6/2011

*** Deloitte Report (GCC powers of construction)

I. General economic situation, trend in the construction sector/demand


Estimated construction industry growth



Source | Business Monitor International

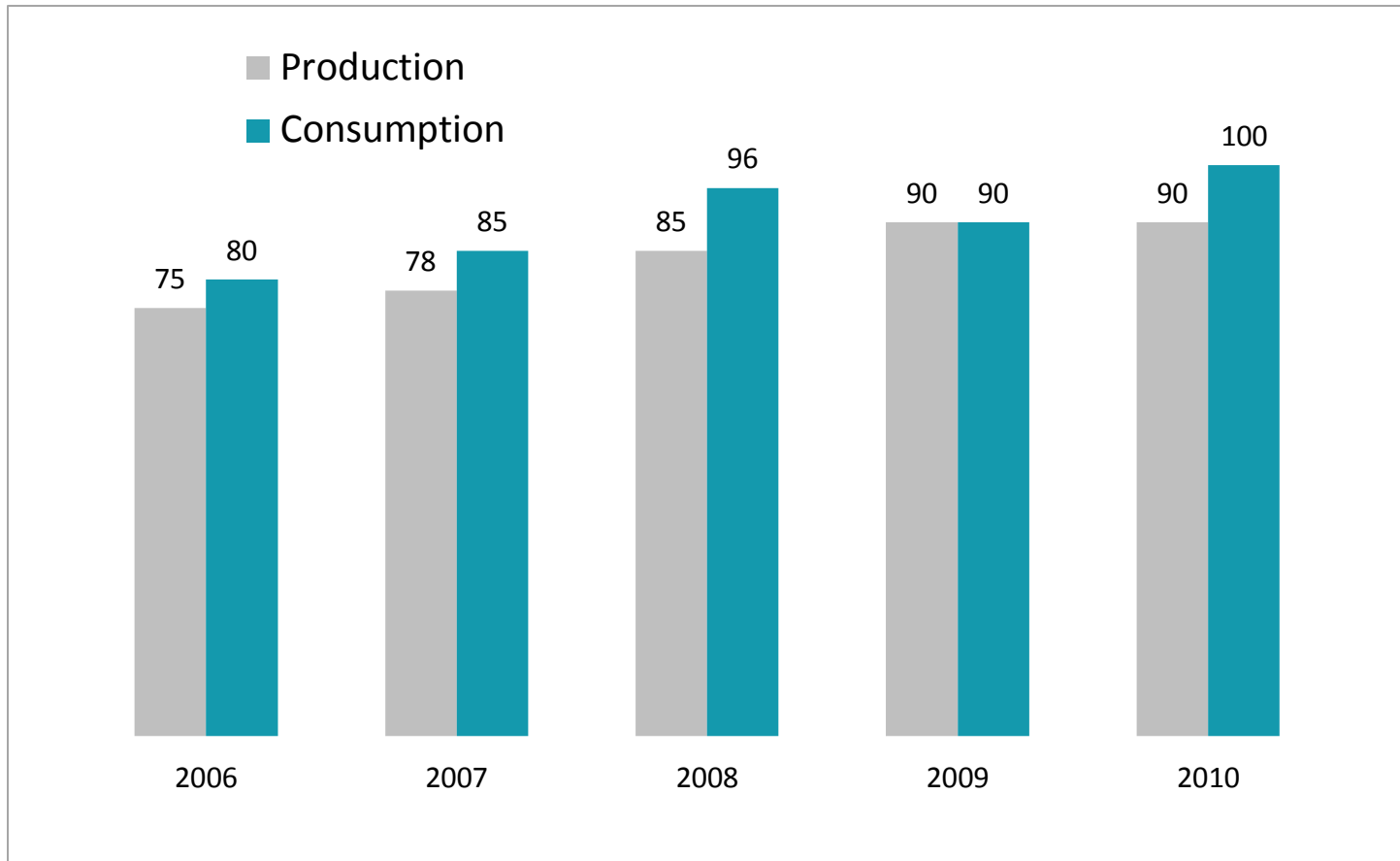
Share of GCC's project market	45%
Abu Dhabi's spending on infrastructure between 2009-12	\$ 15bn
Dubai's 2010 budget allocated to infrastructure UAE's of GCC's infrastructure market	30%
UAE's share of GCC's infrastructure market	1/3
Pledged for transport and utilities infrastructure from 2007 to date	\$ 98bn
Value of Abu Dhabi Department of Transport 's Surface Transport Master Plan for road construction	\$ 68bn

II. Trend in production, consumption and trade in ceramic tiles




Ceramic Tiles - Production v/s Consumption (UAE)

Figures in million m²

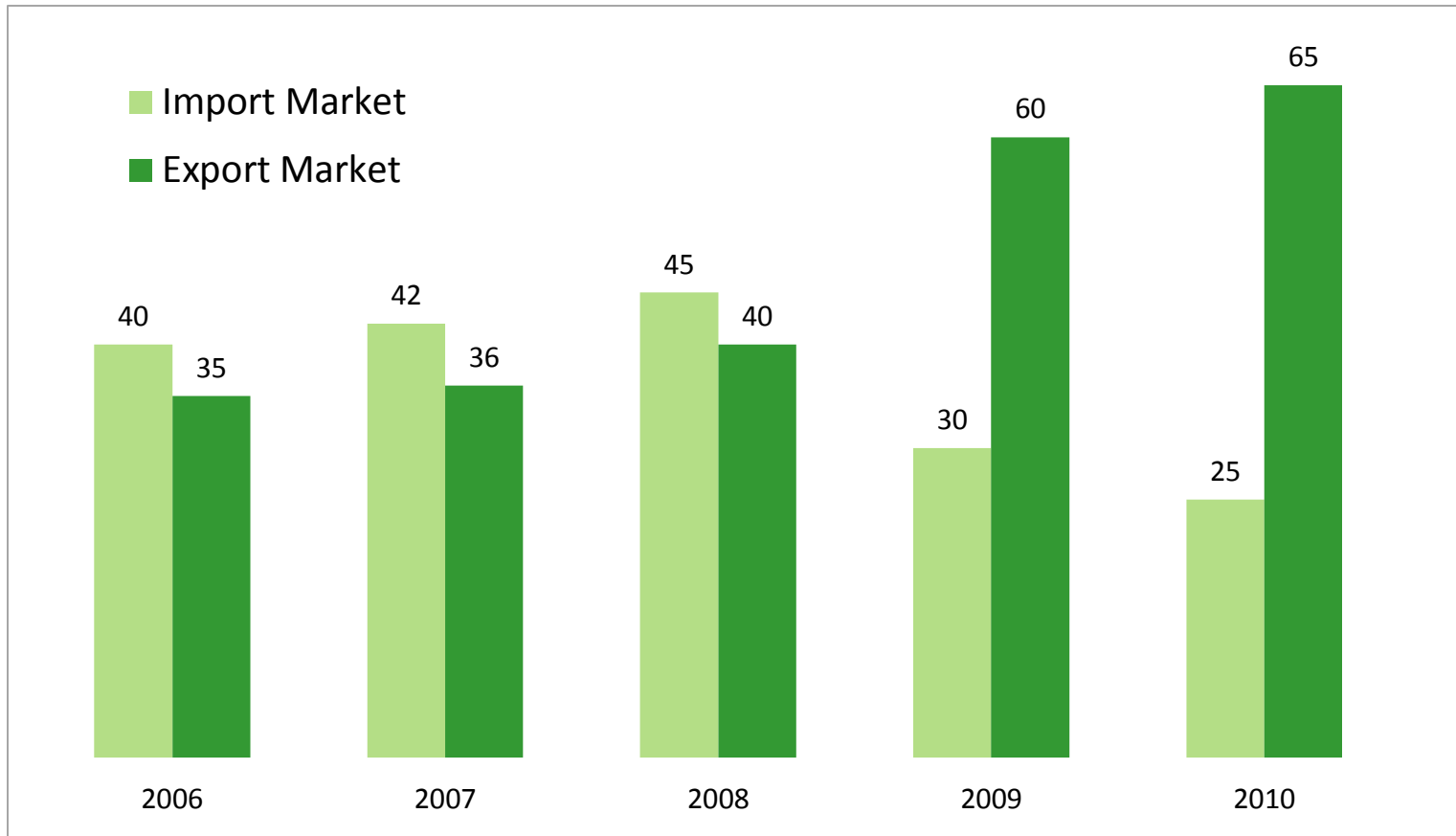


II. Trend in production, consumption and trade in ceramic tiles



Ceramic Tiles - Import and Export Markets (UAE)

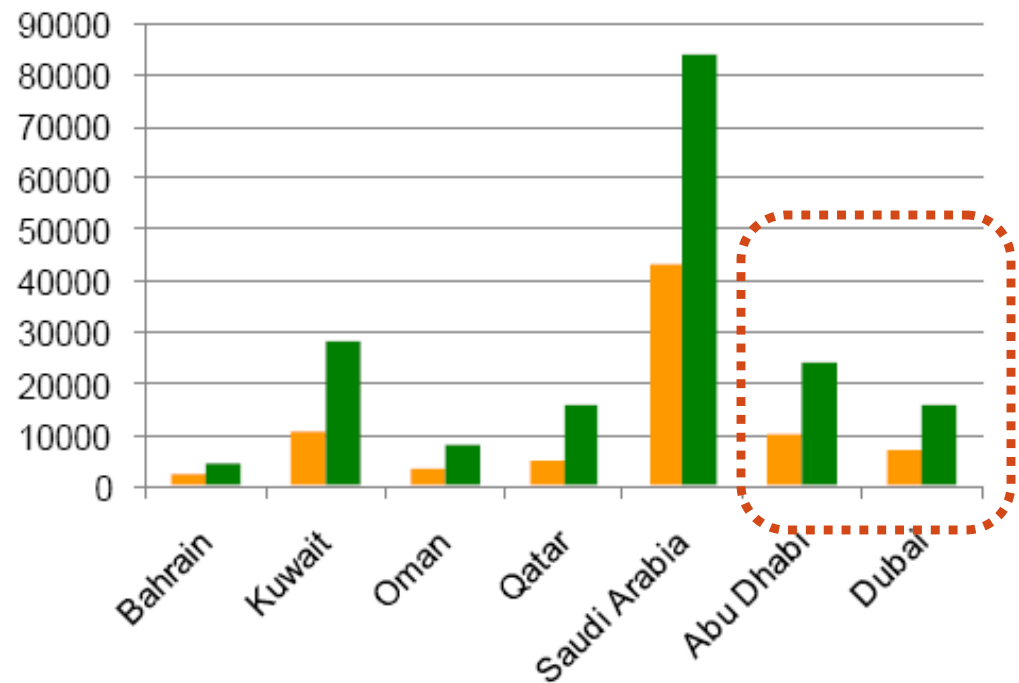
Figures in million m²



III. Latest developments at national level in energy supply regulation and taxation

- UAE expects to be able to obtain only half of its projected peak electricity demand of 40,000 MW from gas by 2020.

GCC power generation capacity

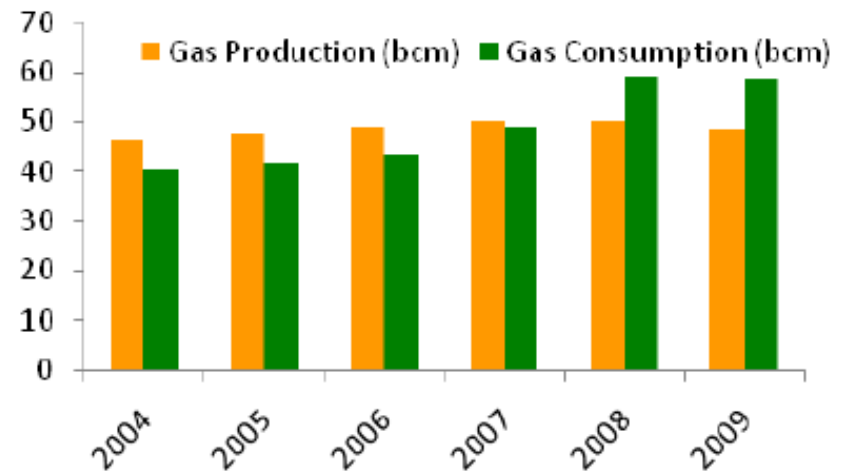


Source: MEED

III. Latest developments at national level in energy supply regulation and taxation

- For Gas, generally UAE is significantly dependent on imports from neighboring countries.
- As an extreme case, Dubai, which consumed 1.52bn cu ft/d of gas in 2009, now imports most of its gas: some 730mn cu ft/d from Qatar through the Dolphin pipeline, 400-500mn cu ft/d from Abu Dhabi, and about 150mn cu ft/d from Sharjah.
- Dubai has also started LNG imports, under a 15-year deal signed in April 2008 with Shell.

UAE gas production and consumption

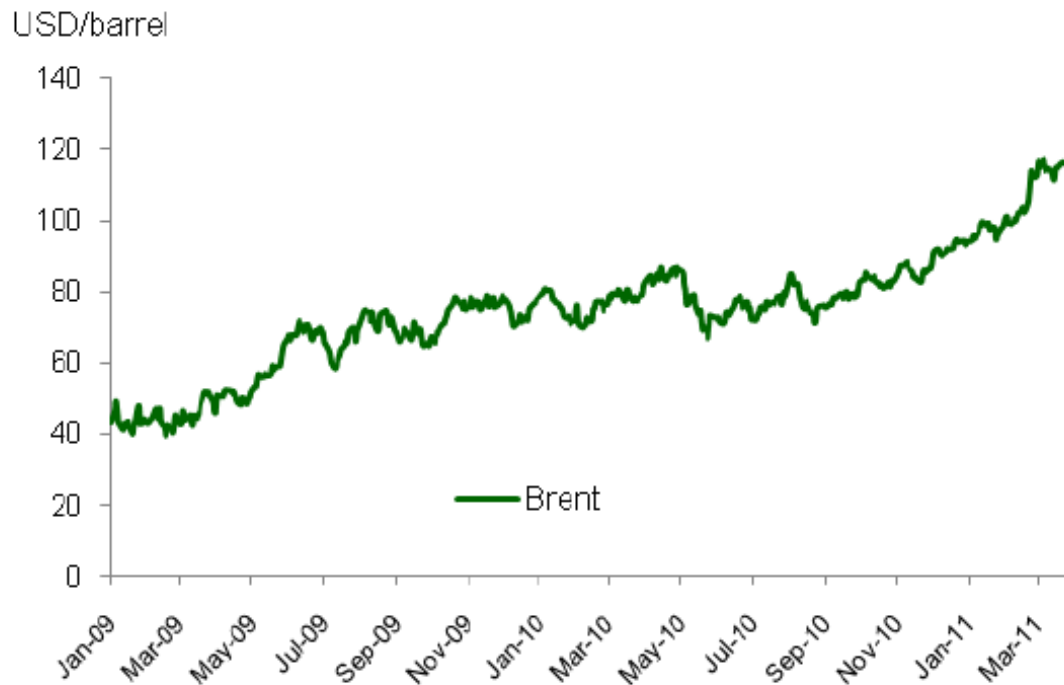


Source: BP

III. Latest developments at national level in energy supply regulation and taxation



The oil price

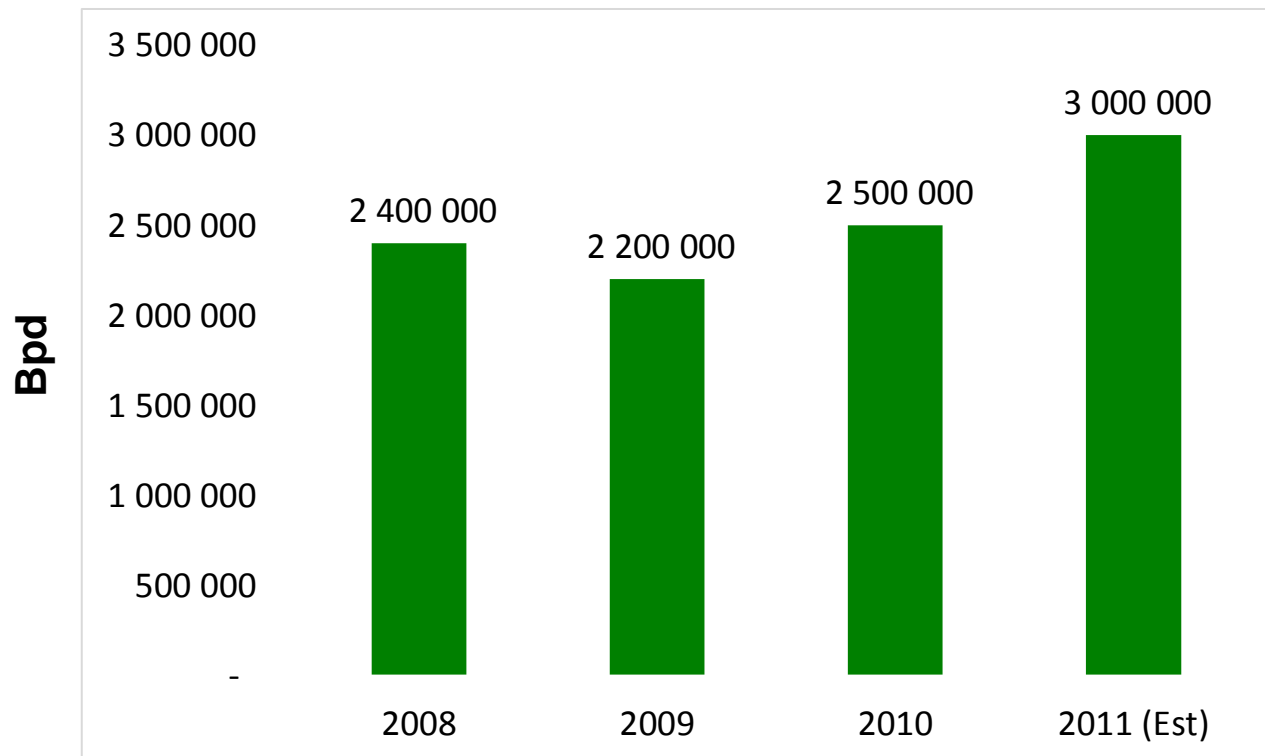


Source: SAMA, NCBC Research


III. Latest developments at national level in energy supply regulation and taxation



Oil Production in UAE



III. Latest developments at national level in energy supply regulation and taxation



Masdar City - the most sustainable cities in the world.



- The City will rely entirely on renewable energy — mostly solar and would produce zero waste.

II. Trend in production, consumption and trade in ceramic tiles

Nuclear power program in UAE

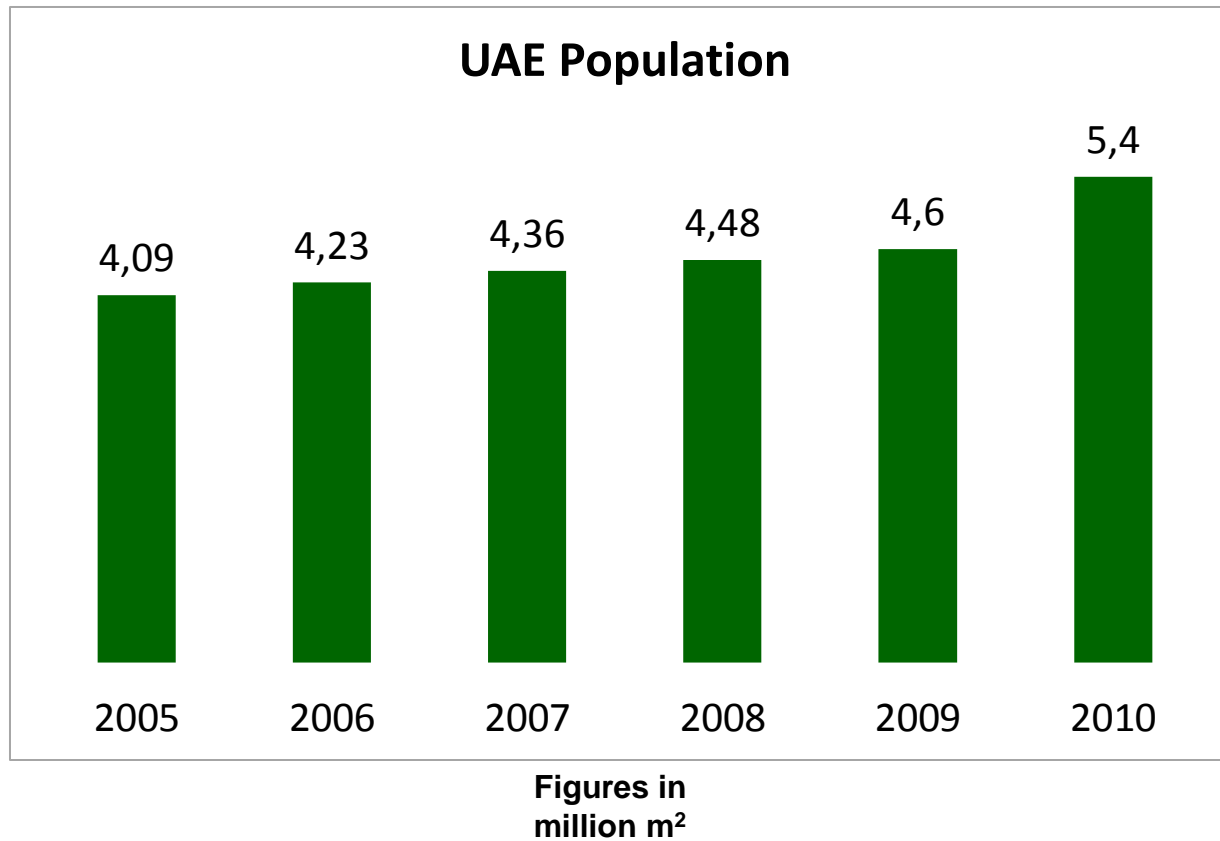
- Electricity demand is growing by 9% per year and is expected to require 40 GWe of capacity by 2020.
- In April 2008 the UAE independently published a comprehensive policy on nuclear energy. This projected escalating electricity demand from 15.5 GWe in 2008 to over 40 GWe in 2020,
- Nuclear power "emerged as a proven, environmentally promising and commercially competitive option which could make a significant base-load contribution to the UAE's economy and future energy security."

	type	MWe gross	start up
Braka 1	APR-1400	1400	2017
Braka 2	APR-1400	1400	2018
Braka 3	APR-1400	1400	2019
Braka 4	APR-1400	1400	2020
total		5600 MWe	


IV. Any development in standardisation or regulation at national level affecting ceramic tiles

- Green building regulations are coming into force across the region. Whilst it is estimated that a green building costs 20% more to design, build and maintain, a **sustainable building will reduce electricity consumption and conserve water** at a time of soaring power demand and limited water resources in the GCC.
- Urban regeneration is a new phenomenon in the region as the GCC has tended to focus on the **development of Greenfield projects**.
- On January 1 2010, Abu Dhabi enforced a new building code that makes **sustainability compulsory in all buildings and major retro-fits**.
- **RAK Slim a unique green building product** is a revolutionary 4.5 mm thick eco-friendly tile that will save tremendous energy and utilize less space during construction process.

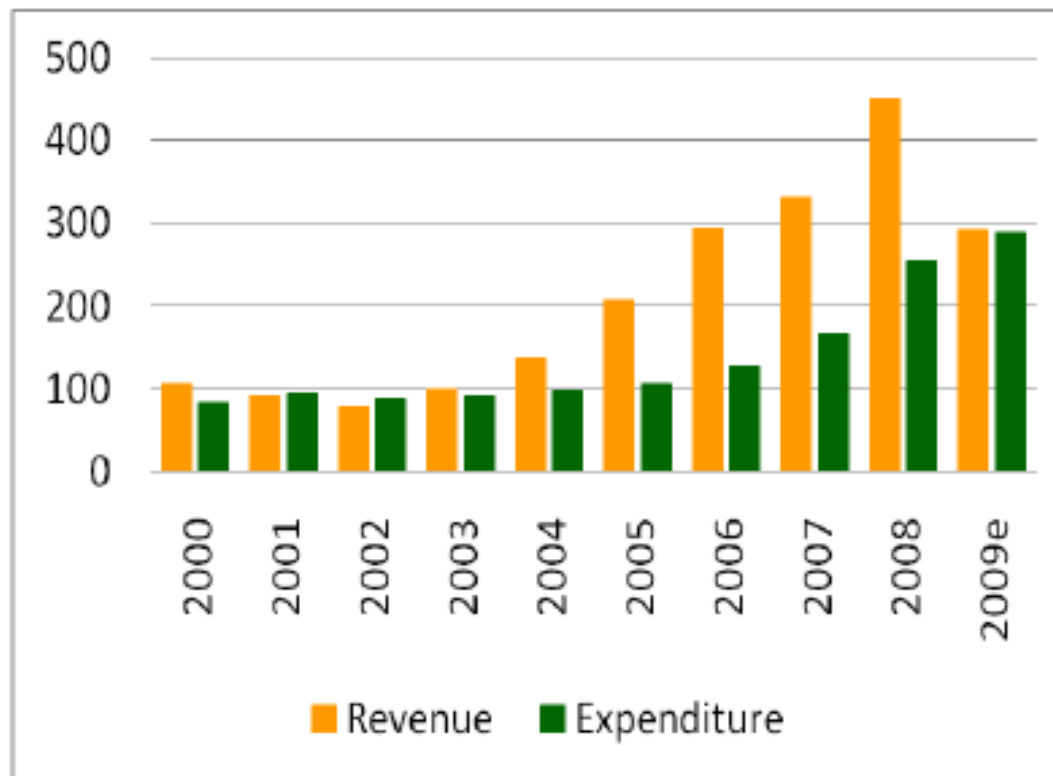
V. Other national developments



V. Other national developments




UAE general government budgetary position (AED, bn)

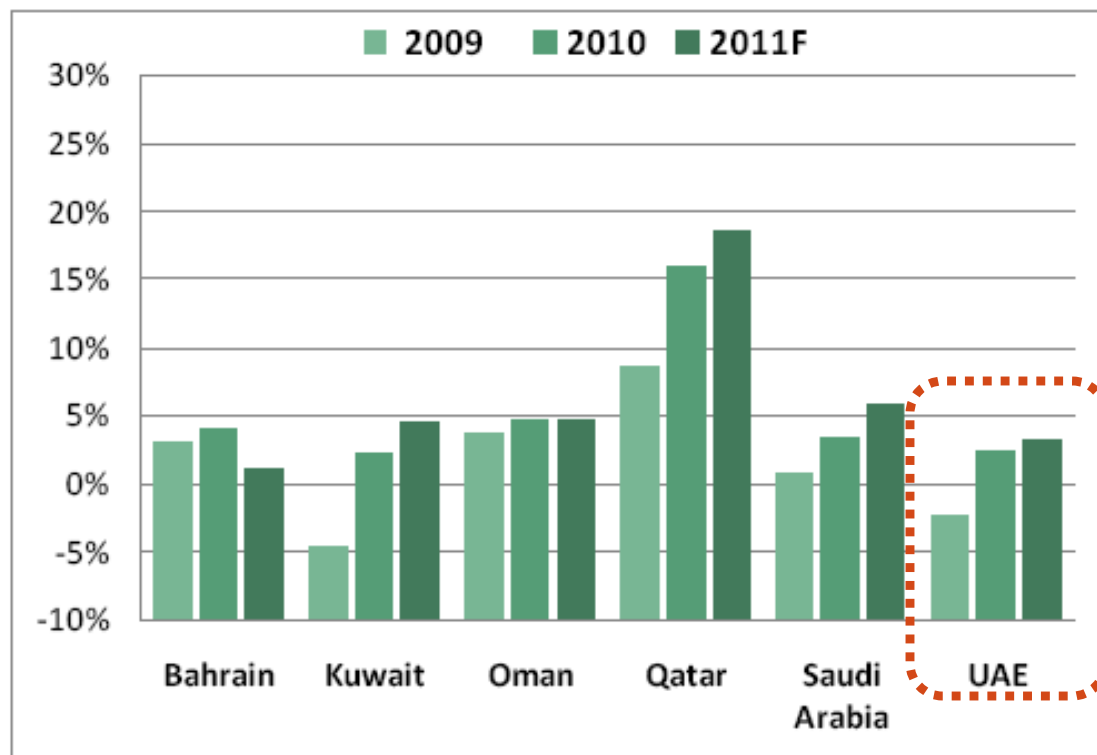


Source: IIF

V. Other national developments



Growth projections, percent annual growth rate



Source: GCC economic review