

World Ceramic Tiles Forum – National Context

Malaysia

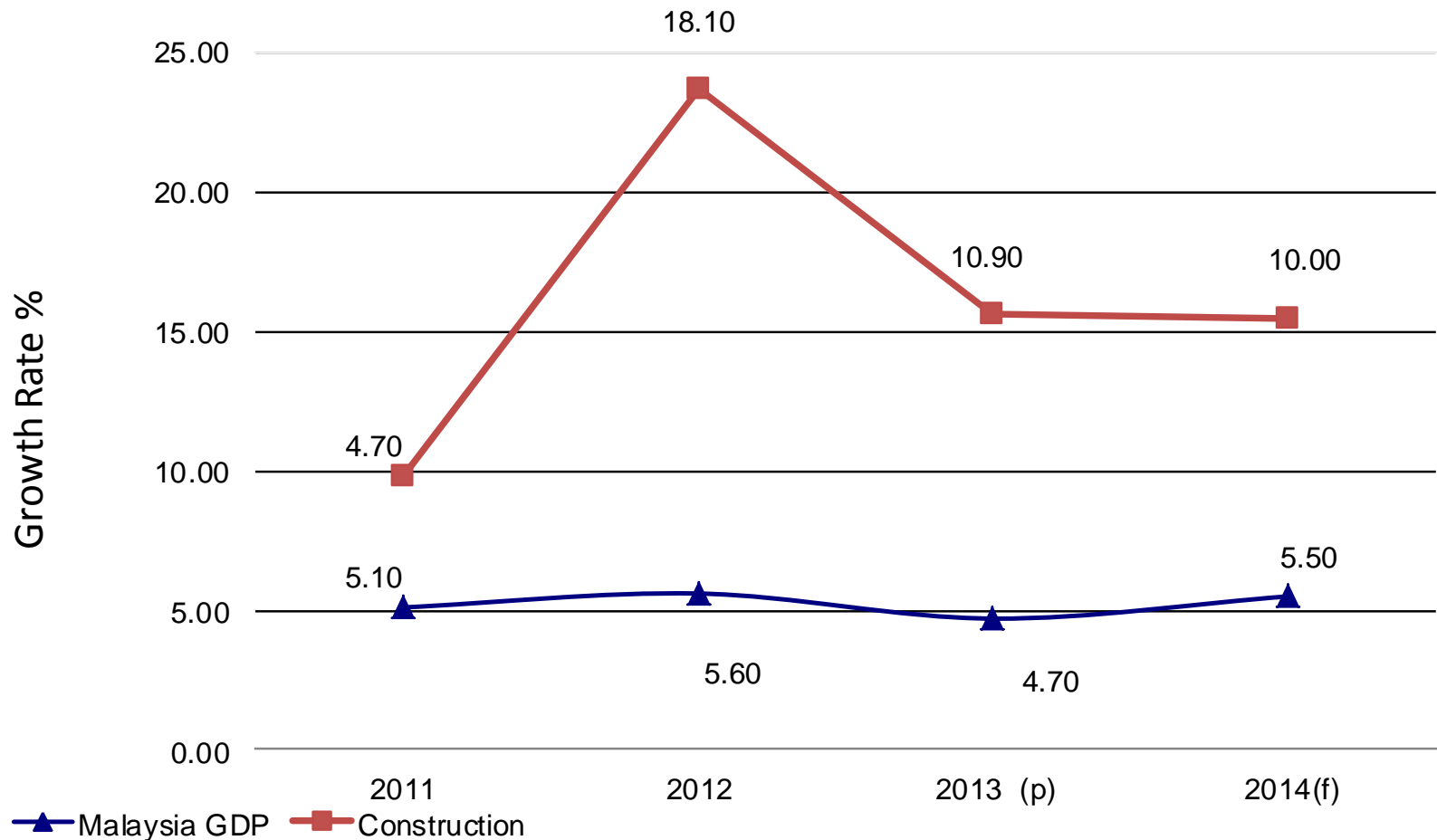


National Context- Malaysia



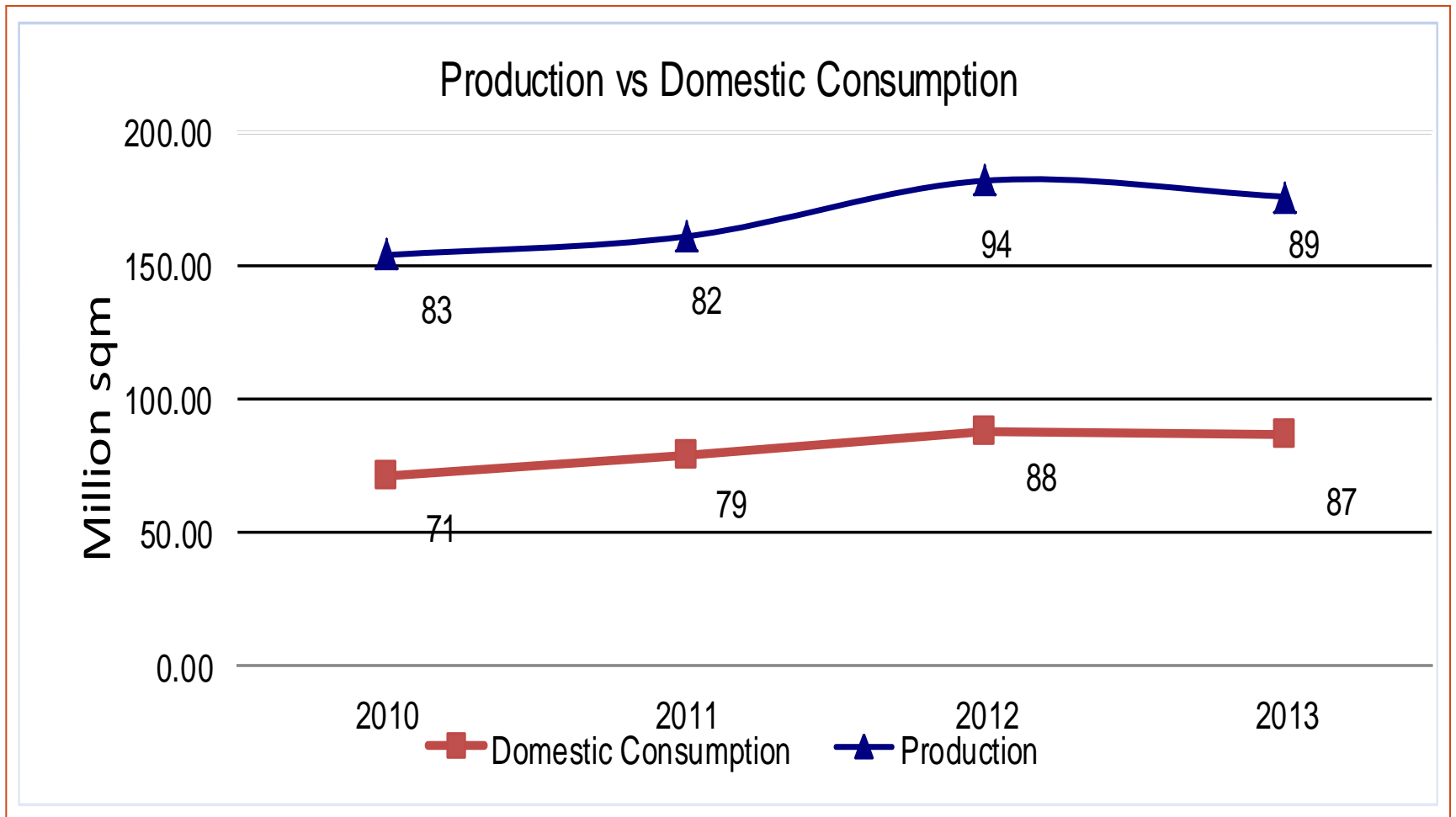
- I. Trend in the construction sector/demand
- II. Trend in production, consumption and trade in ceramic tiles
- III. Latest developments at national level in energy supply regulation and taxation
- IV. Development in standardisation or regulation at national level affecting ceramic tiles
- V. Other national developments relevant to the ceramic tiles sector

I. Trend in the Construction Sector



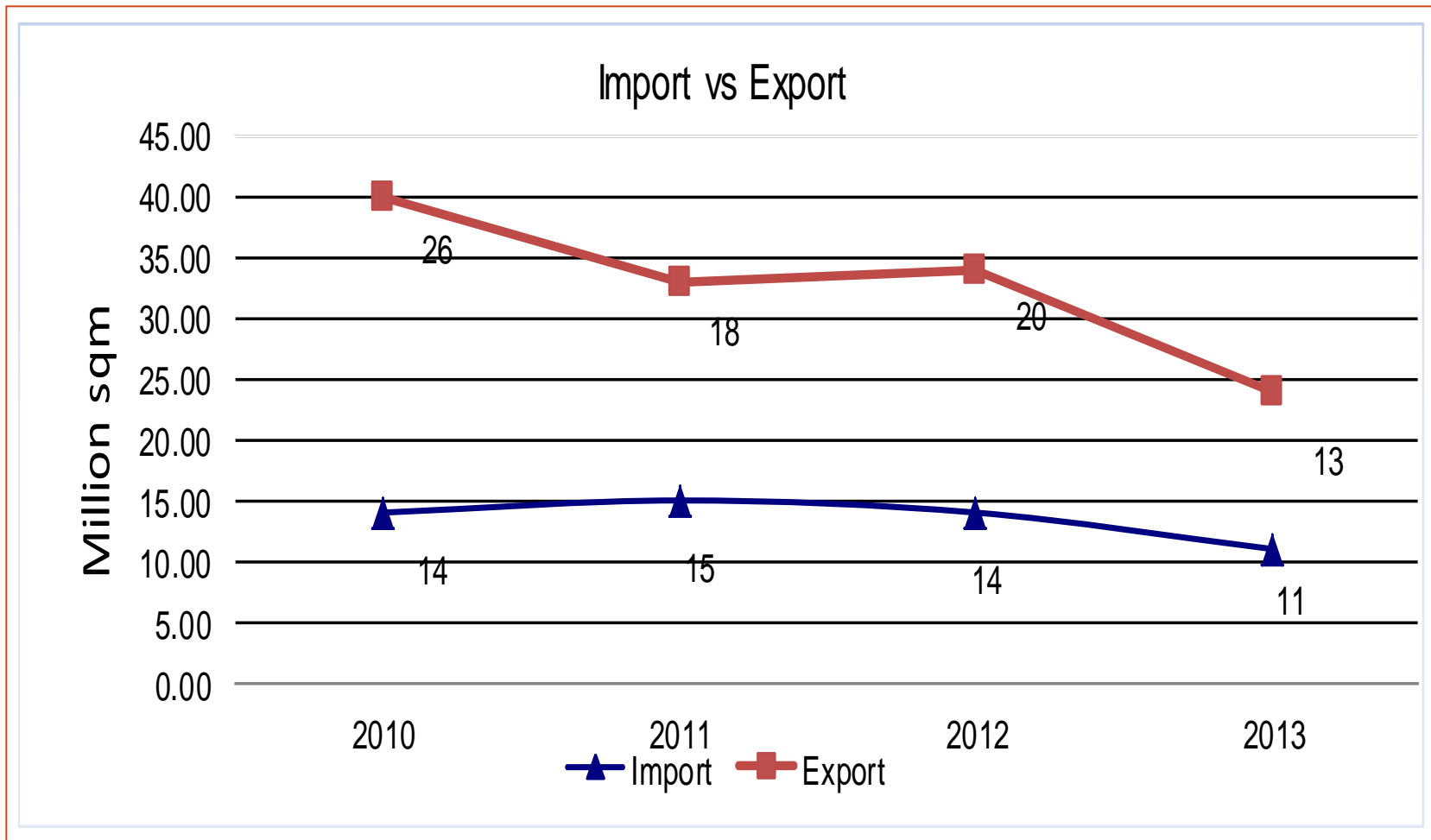
Source : Bank Negara Annual Report 2013
p= Preliminary f= Forecast

II. Trend in Consumption



Source :Department of Statistic Malaysia

II. Trend in Consumption



Source :Department of Statistic Malaysia

III. Latest developments at national level in energy supply regulation and taxation



REMOVAL OF ENERGY SUBSIDY

	2013	2014
Average Electricity	30.40 sen/kWh USD 0.09/kWh	35.50 sen/kWh USD 0.11/kWh
Natural Gas	16.07 MYR/mmBtu USD 4.89/MMBtu	19.63 MYR/mmBtu USD 6.11/MMBtu

Source :Energy Commission website & Bank Negara Annual Report 2013
Exchange rate = 1MYR = USD3.2815 in 2013 and
Exchange rate = 1 MYR =USD3.2105 in 2014 (2nd Quarter 2014)

IV. Any development in standardisation or regulation at national level affecting ceramic tiles

- **Introduction of Construction Industry Development Board (CIDB) Act 520 (Amended) 2011**
 - The act would regulate imported and local construction materials to comply with the Malaysian Standards or other Internal Standards.

V. Other national developments



- **Strong Performance of the Construction Sector are drive by civil engineering sub-sector**
- **Introduction of Goods & Service Tax (GST) starting 1st April 2015**
 - GST rate at 6%.
- **Subsidy Rationalisation**
- **ASEAN Economic Community (AEC)**
 - Implemented December 2015
 - will transform ASEAN into a region with free movement of goods, services, investment, skilled labour, and freer flow of capital.